

# The Asian American Electorate in California

Karthick Ramakrishnan

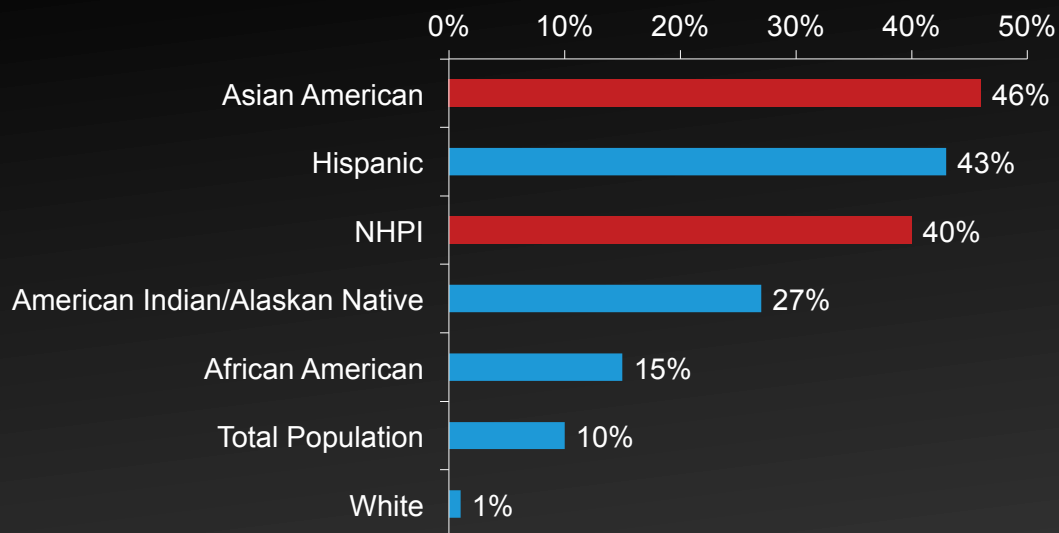
Professor and Associate Dean, School of Public Policy



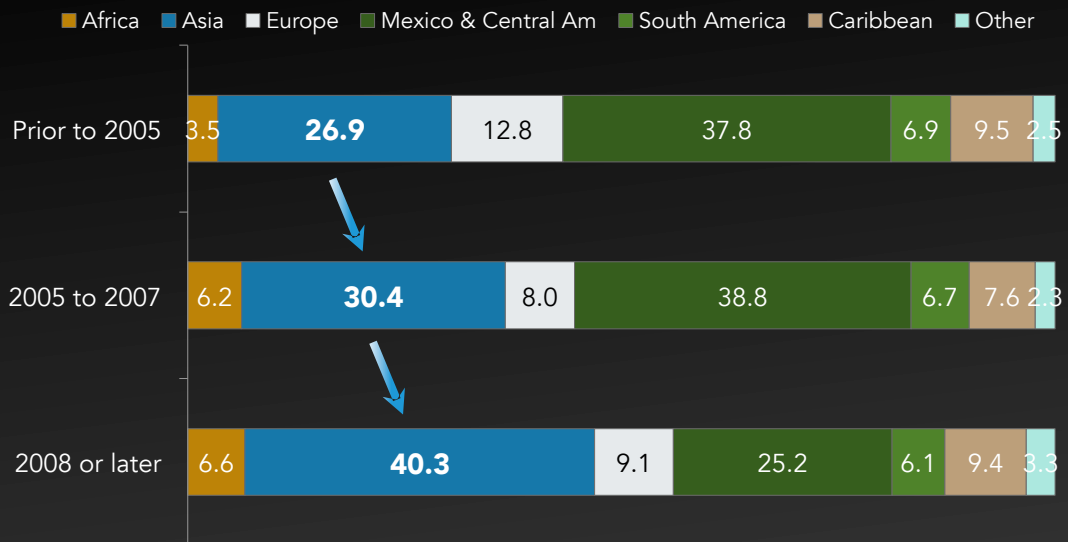
Director, NAASURVEY and AAPIDATA



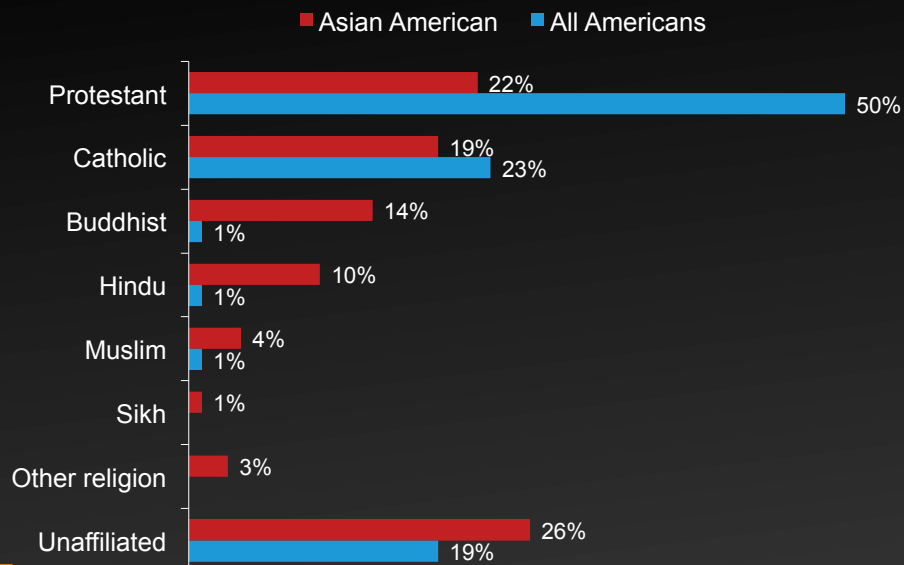
## Why pay attention?



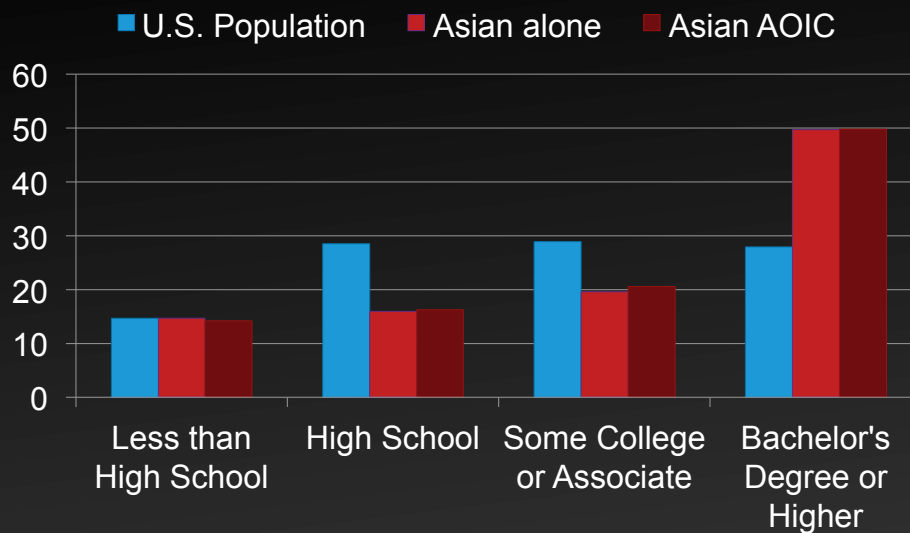
# Recent Migration Trends



# Religious Diversity

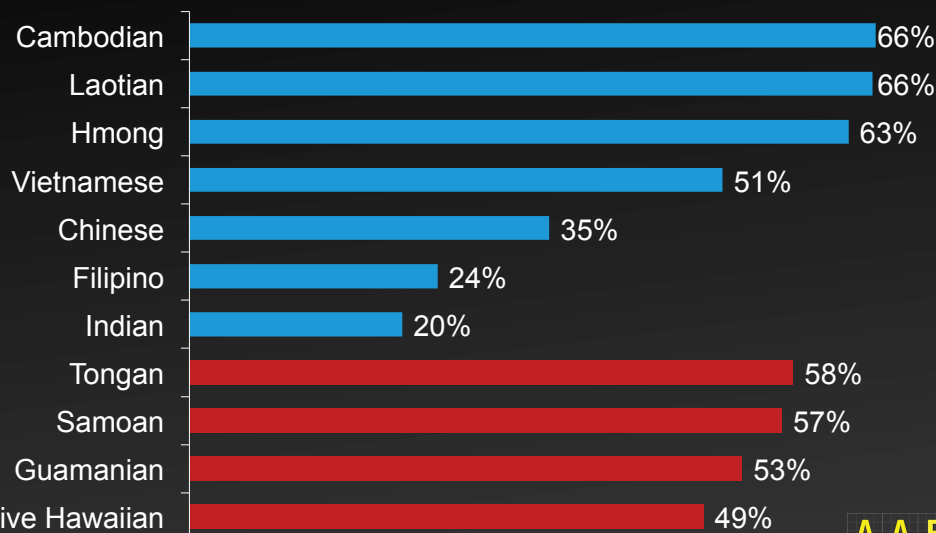


# Appear Highly Educated...



# But when you disaggregate...

Percent *without* a 2- or 4-year college degree



# AAPIs in California

34% growth 2000-2010

Fastest in the state



Source: Advancing Justice 2012 report



## Comparison of size and growth in top states

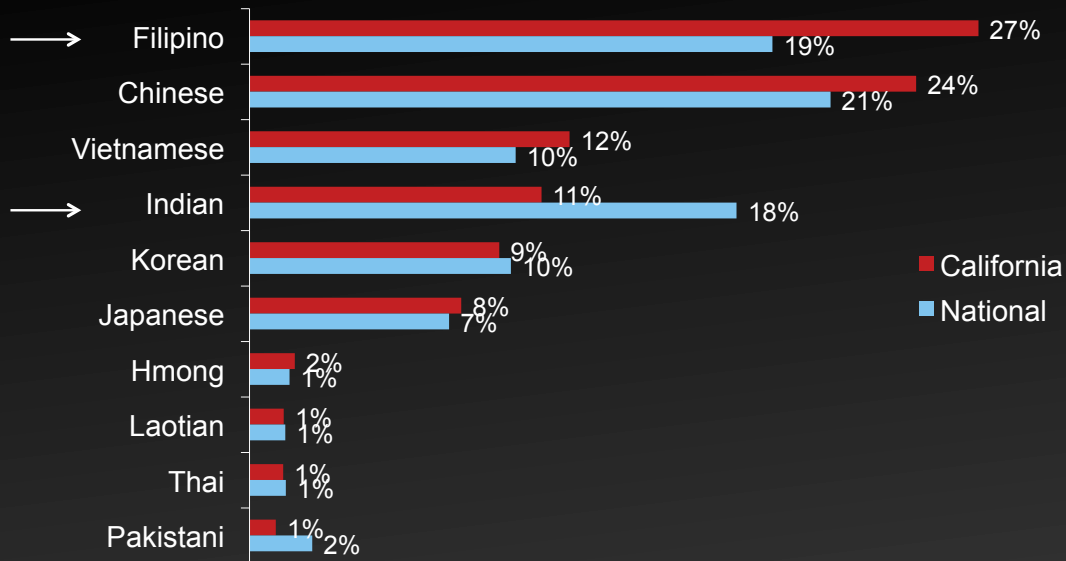
	2010 population	Growth 2000-2010
<b>California</b>	<b>5,556,592</b>	<b>34%</b>
<b>New York</b>	<b>1,579,494</b>	<b>35%</b>
Texas	1,110,666	72%
<b>New Jersey</b>	<b>795,163</b>	<b>52%</b>
<b>Hawaii</b>	<b>780,968</b>	<b>11%</b>
Illinois	668,694	41%
<b>Washington</b>	<b>604,251</b>	<b>53%</b>
Florida	573,083	72%
Virginia	522,199	71%
Pennsylvania	402,587	62%



*Bold = 5% or more of total population*



# Ethnic Profile of Asian Ams in CA vs National

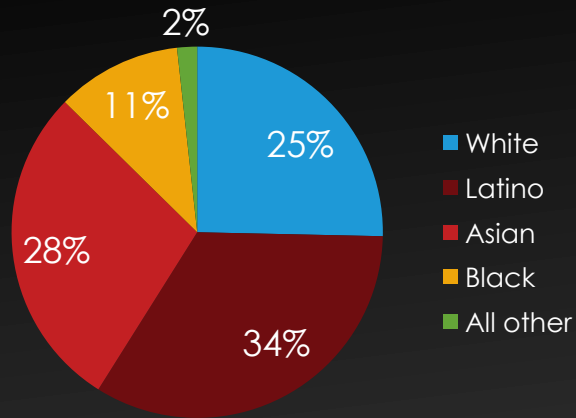


## Questions

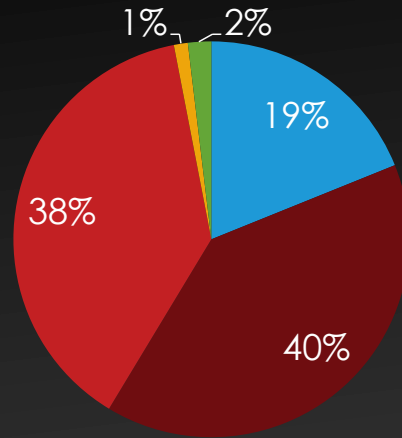
1. What is the immigrant vote?
2. How does the California ethnic electorate change between Presidential and Midterm elections?
3. Why high proportion of undecided Asian Americans?
4. With growing diversity, areas of convergence?
5. Areas of divergence?

# What Is the Immigrant Vote?

## National



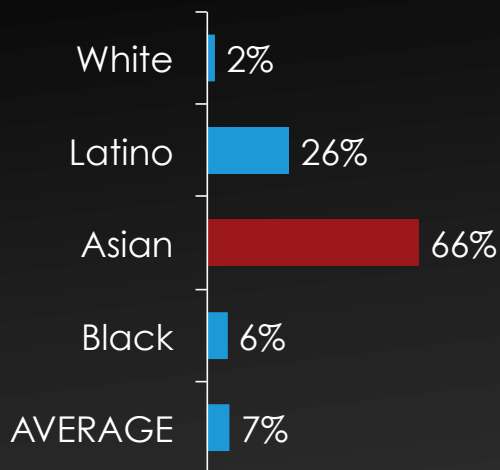
## California



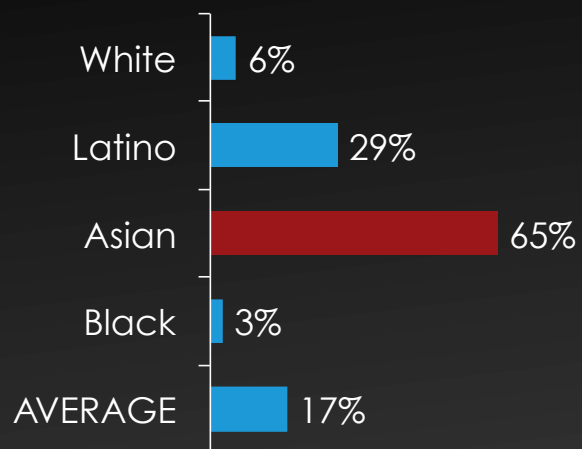
*Share of Registered Voters*

# What Is the Immigrant Vote?

## National



## California

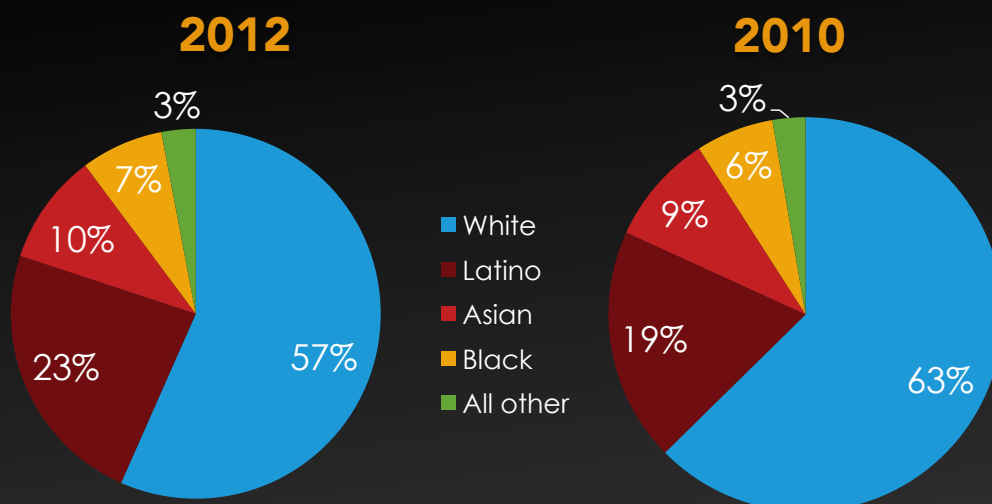


*Immigrant Share of Registered Voters*

# Questions

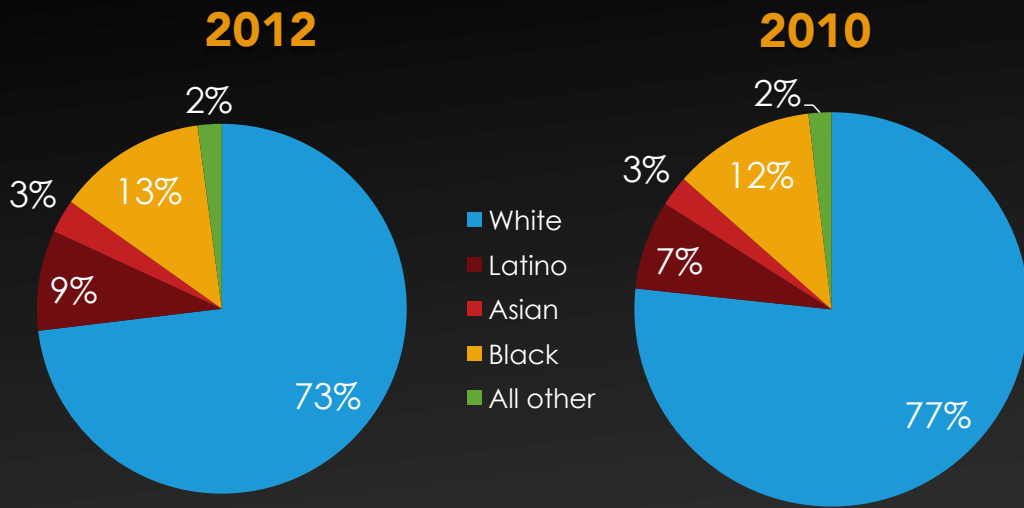
1. What is the immigrant vote?
2. How does the California ethnic electorate change between Presidential and Midterm elections?
3. Why high proportion of undecided Asian Americans?
4. With growing diversity, areas of convergence?
5. Areas of divergence?

## *Presidential vs. Midterm in CA (Share of Voters)*



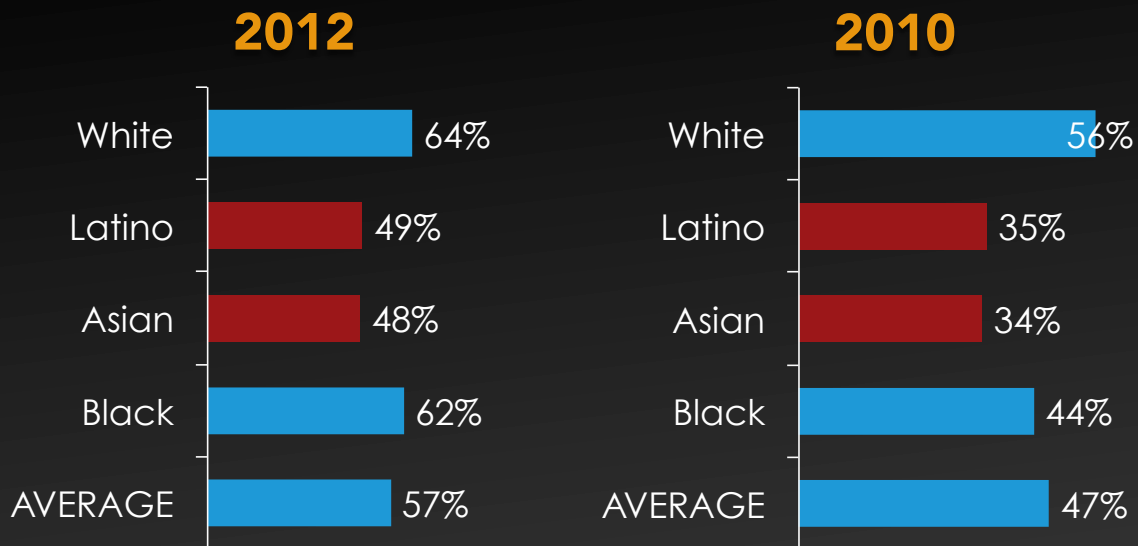
*Share of Voters in California*

## Presidential vs. Midterm Nationally (Share of Voters)



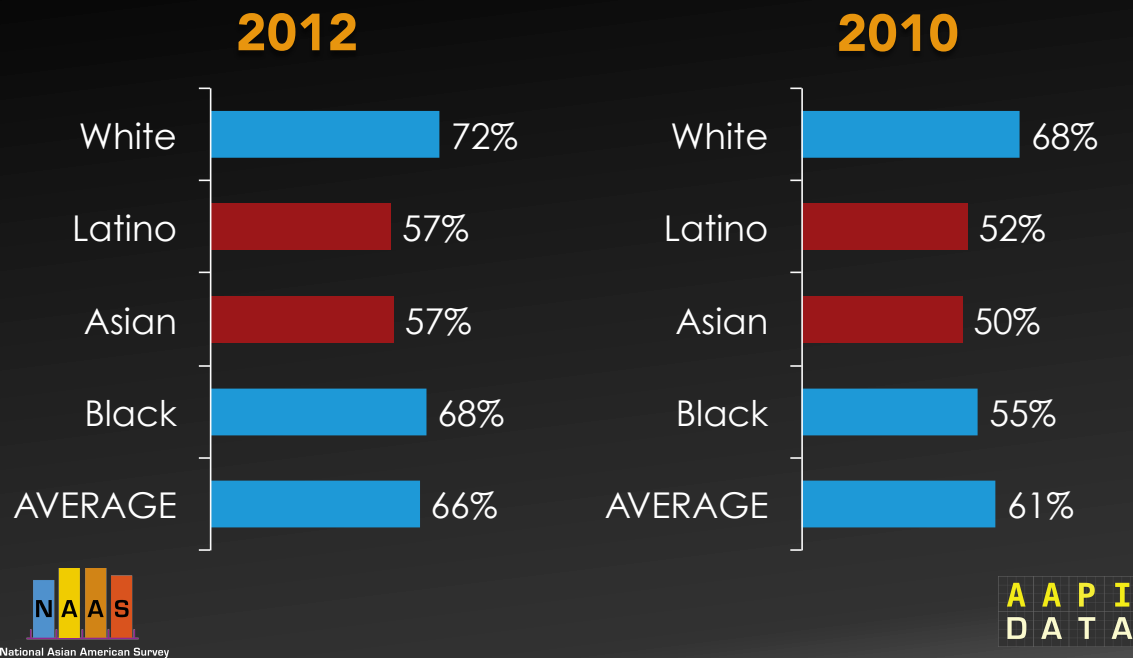
*Share of Voters in California*

## Voting Rates Among Adult Citizens (Presidential vs. Midterm in CA)

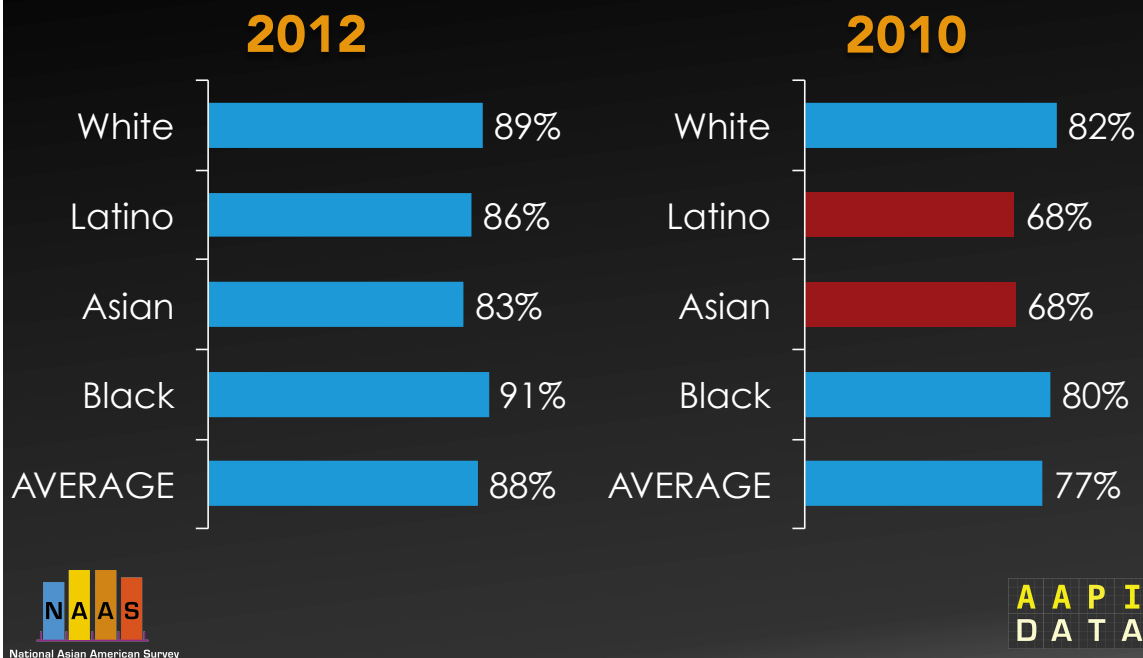




## Registration Rates Among Adult Citizens (*Presidential vs. Midterm in CA*)




## Turnout Rates Among Registered Voters (*Presidential vs. Midterm in CA*)



# Questions

1. What is the immigrant vote?
2. How does the California ethnic electorate change between Presidential and Midterm elections?
3. Why high proportion of undecided Asian Americans?
4. With growing diversity, areas of convergence?
5. Areas of divergence?

## High Proportion of Immigrant Voters



# Questions

1. What is the immigrant vote?
2. How does the California ethnic electorate change between Presidential and Midterm elections?
3. Why high proportion of undecided Asian Americans?
4. With growing diversity, areas of convergence?
5. Areas of divergence?

## Many Areas of Convergence

- Presidential voting (exit polls)
- Universal health care (NAAS 2008, 2012)
- Preserving social safety net (Pew, NAAS 2012)
- Support higher taxation (NAAS 2012)
- Support pathway to citizenship (NAAS 2012\*)
- Support affirmative action (NAAS12, Field14, APIAVote/AAJC14)

# Questions

1. What is the immigrant vote?
2. How does the California ethnic electorate change between Presidential and Midterm elections?
3. Why high proportion of undecided Asian Americans?
4. With growing diversity, areas of convergence?
5. Areas of divergence?

## Areas of Divergence

- Feelings of commonality
- Residential segregation
- Electing candidates (can be zero-sum)
- Activism on affirmative action

# Lessons from 2014

- Bright spots
  - Record Number of APIs in Congress, thanks to California
  - Bera hangs on, Lieu wins
  - San Diego Council District 4
    - 42% turnout among RV
- Statewide
  - 43% of RV (Political Data)
  - 38% for Asian Am

# Lessons from 2014

- Mediocre News
  - Share of electorate remains steady (Political Data)
  - Lots of spending in **CD-17**, but no difference from statewide turnout
  - Marginal change from 2010 in terms of vote share
- New dynamics
  - GOP wins in Orange County

# Looking Ahead

- What will it take to increase turnout?
- API elected picture will continue to improve
  - Mostly winning in non-API districts
- Language access remains important
- 2020 and redistricting

# Thank You!

[karthick@ucr.edu](mailto:karthick@ucr.edu)